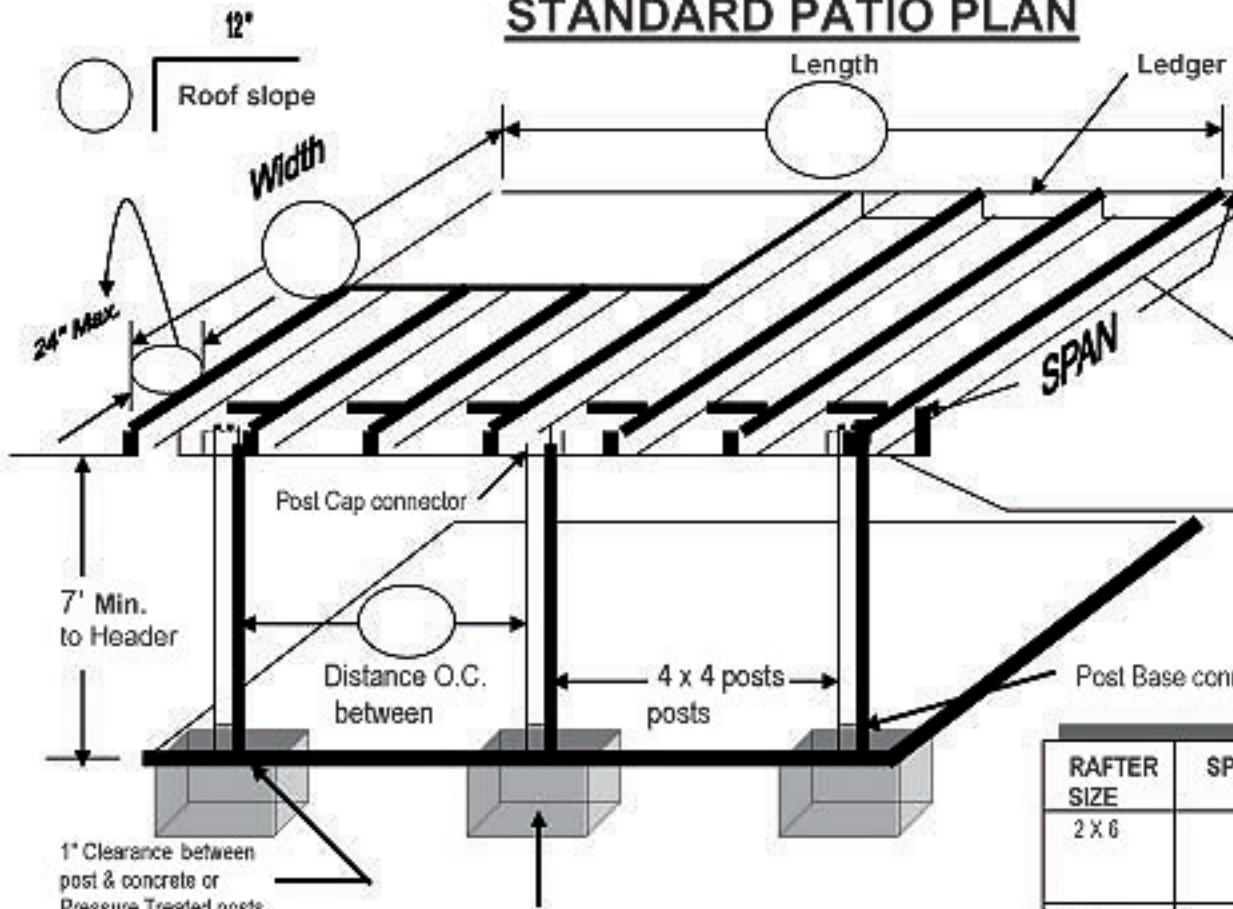




# City of Porterville Building Division

291 N. Main St. Porterville CA 93257 (559) 782-7480

## STANDARD PATIO PLAN



**Roof type**  
\_\_\_\_\_  
\_\_\_\_\_

**Sheathing**  
 7/16" OSB  
 1/2" Plywood \*

**Rafter size**  
 \_\_\_\_\_ " X \_\_\_\_\_"  
 \_\_\_\_\_ " O.C.

**Header size**  
 \_\_\_\_\_ " X \_\_\_\_\_"

7' Min. to Header

1" Clearance between post & concrete or Pressure Treated posts

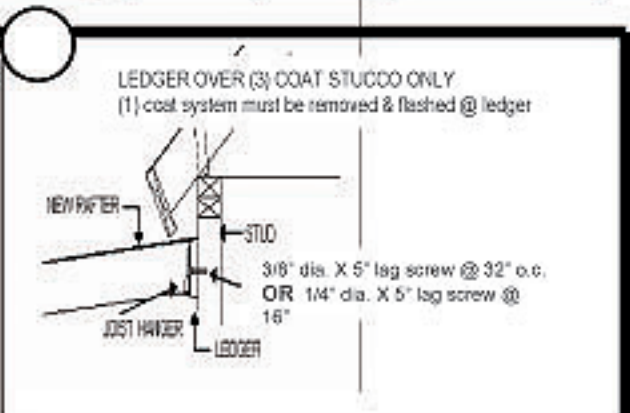
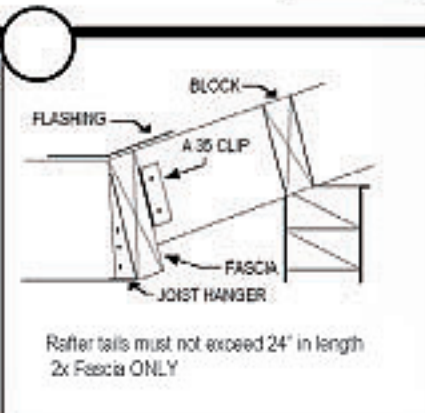
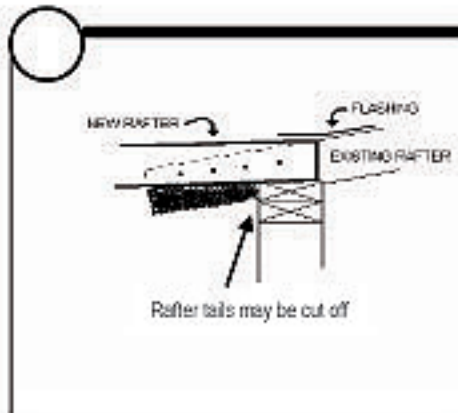
Concrete footings under each post 12" x 12" x 12"

RAFTER SIZE	SPACING	SPAN ALLOWED
2 X 6	12"	12' - 4"
	16"	10' - 8"
	24"	8' - 8"
2 X 8	12"	15' - 7"
	16"	13' - 6"
	24"	11' - 0"
2 X 10	12"	19' - 1"
	16"	16' - 6"
	24"	13' - 6"
2 X 12	12"	22' - 1"
	16"	19' - 2"
	24"	15' - 7"

HEADER SIZE	SPAN
4 X 6	6 FT.
4 X 8	8 FT.
4 X 10	10 FT.
4 X 12	12 FT.

### Approved methods of attachments

Check one



This design not approved to be enclosed.  
\* Exposed plywood shall be CCX or better.

CBC - table 2308.10.3 (5)