






**Mineral Resource Zones**

-  MRZ-2a Significant aggregate deposit
-  MRZ-2b High likelihood of significant aggregate deposit
-  MRZ-3a May contain significant aggregate deposit
-  Active Mining Area
-  Planning Area

Source: California Department of Mines and Geology, Tulare County, 2007.

*Figure 6-3*  
**Soil and Mineral Conservation**